

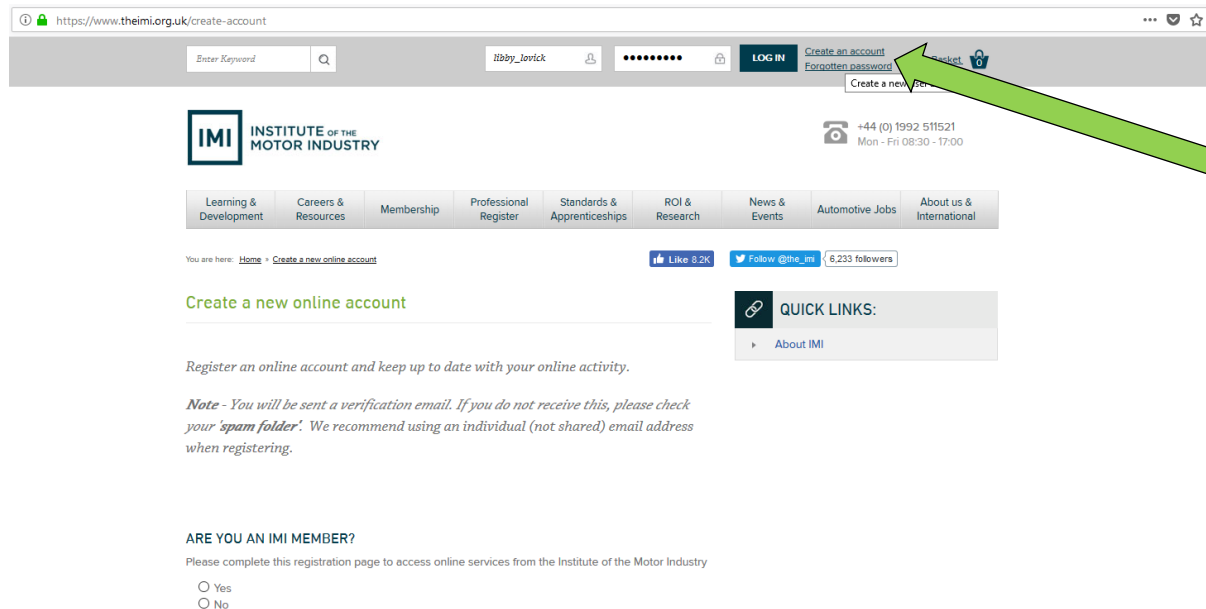
Student Membership Tutor Tab

Step 1

Go onto the main IMI website and click onto create account in the top right hand corner

<https://www.theimi.org.uk/create-account>

*** only follow this step if you are not an IMI member already and do not hold an account***



The screenshot shows the IMI website's 'Create a new online account' page. The browser address bar displays 'https://www.theimi.org.uk/create-account'. The top navigation bar includes a search bar, a user profile 'ibby_lovick', a password field, a 'LOGIN' button, and a 'Create an account' link with a sub-link 'Forgotten password'. A green arrow points to the 'Create an account' link. Below the navigation bar is the IMI logo and contact information: '+44 (0) 1992 511521 Mon - Fri 08:30 - 17:00'. A horizontal menu contains links for 'Learning & Development', 'Careers & Resources', 'Membership', 'Professional Register', 'Standards & Apprenticeships', 'ROI & Research', 'News & Events', 'Automotive Jobs', and 'About us & International'. Below the menu, there are social media links for Facebook (8.2K likes) and Twitter (@the_imi, 6,233 followers). The main heading is 'Create a new online account'. Below it, there is a note: 'Register an online account and keep up to date with your online activity. Note - You will be sent a verification email. If you do not receive this, please check your 'spam folder'. We recommend using an individual (not shared) email address when registering.' Below the note, there is a section 'ARE YOU AN IMI MEMBER?' with two radio buttons: 'Yes' and 'No'.

Step 2

Fill in your details to create your account.

PERSONAL DETAILS:

Please complete the form below to create your MyIMI account. Once you have submitted the form you will be sent an email containing an activation link.

When you have activated your account you will be able to login and apply for IMI membership

Title:

Forenames:

Surname:

Username:

Password:

Repeat password:


Email address:

Confirm email address:

RECAPTCHA

Using reCaptcha helps us to restrict automated registrations.

I'm not a robot

 reCAPTCHA
Privacy - Terms

Step 3

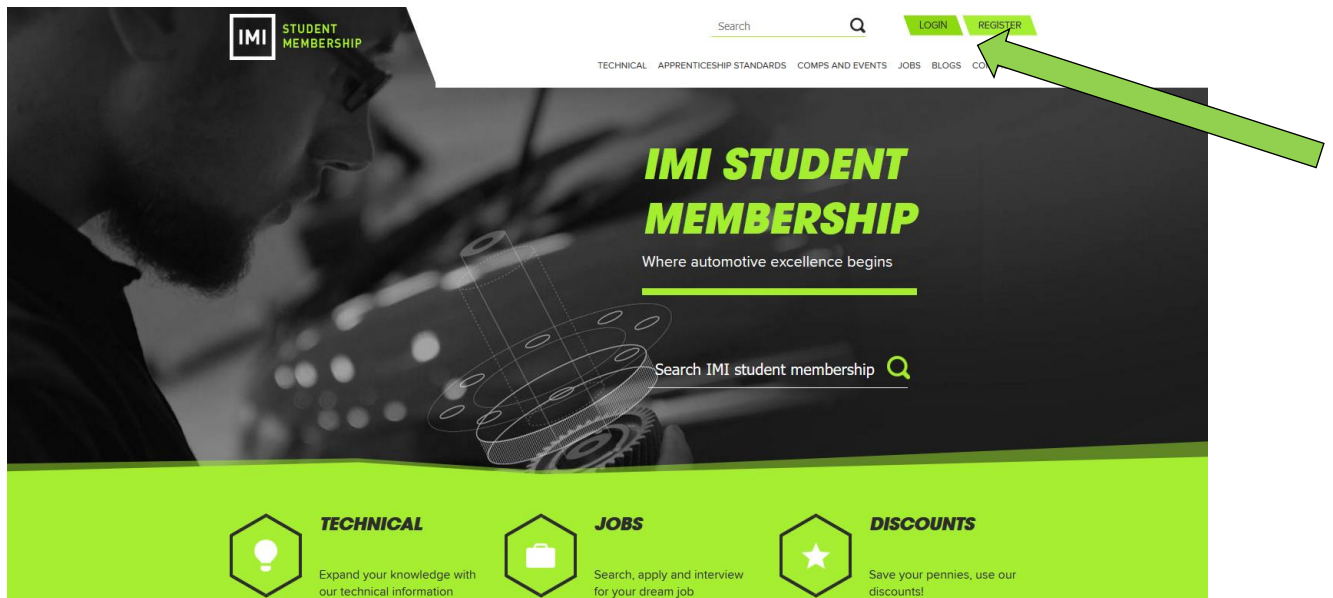
Send an email to student@theimi.org.uk or ask your IMI representative to contact the team to let them know that your account has been created. We will get your permissions changed so that you can view the tutor tab.

We have follow this step as the page is locked down so that only IMI centres can access the great content.

Step 4

Once your permissions have been changed, log into the IMI Student Membership website with your login details that you used to create your account!

<https://student.theimi.org.uk/>



Step 5

Access the tutor tab by scrolling to the bottom of the homepage and finding the tutor content in the footer of the page.

The screenshot shows the bottom section of the IMI homepage. At the top right, there is a green button labeled "MORE VIDEOS". Below this is a dark grey banner with the text "TOP DISCOUNTS" in white, underlined with a green line. Underneath are three promotional cards: "nus national union of students" with a "SELECT" button, "One Call INSURANCE" with a "SELECT" button, and "Santa Pod Raceway" with a "SELECT" button. Below these cards are three lines of text: "Get your NUS Extra Card", "£30 off Car Insurance", and "FREE Santa Pod Raceway Event October 2018". At the bottom right of the banner is a green button labeled "VIEW ALL DISCOUNTS". Below the banner is a dark grey footer. On the left is the IMI logo and "INSTITUTE OF THE MOTOR INDUSTRY". In the center are navigation links: "TECHNICAL", "APPRENTICESHIP STANDARDS", "COMPS AND EVENTS", "JOBS", "BLOGS", "DISCOUNTS", and "TUTORS". Below these are "CONTACT US" and "LOGOUT". At the bottom are social media icons for Facebook, Twitter, YouTube, and Instagram. A green arrow points to the "TUTORS" link. On the left side of the footer, there are links for "PRIVACY POLICY" and "TERMS AND CONDITIONS", and a copyright notice: "©2018 Institute of the Motor Industry, Farnshaws, Brickendon, Hertford, SG3 8PQ, UK | +44 (0) 1992 511 521 A company limited by guarantee. Registered in England No: 225180".

Step 6

Access the awesome content!

The screenshot shows the "STUDENT TUTORS" page. At the top left is the IMI logo and "STUDENT MEMBERSHIP". On the right is a search bar with a magnifying glass icon and a green button labeled "LOGOUT". Below the search bar is a navigation menu with links: "TECHNICAL", "APPRENTICESHIP STANDARDS", "COMPS AND EVENTS", "JOBS", "BLOGS", "DISCOUNTS", and "CONTACT US". The main heading is "STUDENT TUTORS" in large green letters, underlined with a green line. Below this is the word "TUTOR" in bold black letters, underlined with a green line. At the top right of the content area are two dropdown menus: "Sort by date Asc" and "Select Topics". Below these are three video thumbnails. The first two are titled "APPRENTICESHIP STANDARDS" and "LIGHT VEHICLE L3 USER GUIDE" and "LIGHT VEHICLE L3 INFORMATION". The third is titled "STUDENT MEMBERSHIP INTERNATIONAL LEAFLET" and "Student Membership International Leaflet". Each thumbnail has a green arrow pointing right. At the bottom right is a green button labeled "LOAD MORE" with a dropdown arrow.